



جامعة الشارقة
UNIVERSITY OF SHARJAH

College of Dental Medicine, University of Sharjah

in Collaboration with



HU-FRIEDY
UNIVERSITY PROGRAM



Presents the workshop

GINGIVAL RECESSION DEFECTS

Characteristics and treatment modalities from basic to advanced

Lecturer:

Dr. Olivier Carcuac

**This workshop and lectures was organized
for staff and friends of College of Dental Medicine.**

Venue: College of Dental Medicine, University of Sharjah.

M28: Classroom M28:08-09

Date: 20th October 2018

Time: 8.30-4.00 pm

Registration is complimentary via:

nhabdulla@sharjah.ac.ae

GINGIVAL RECESSION DEFECTS

Characteristics and treatment modalities from basic to advanced



LEARNING OUTCOMES

The objective of the course is to introduce students to the management of gingival recession defects, their etiology, classification and treatment modalities, from basic to advanced techniques.

At the end of the seminar, the students will be able to identify and diagnose mucogingival defects, understand why and when to proceed with treatment and what outcomes can be expected depending on the patients pre-surgical status. They will also learn key communication narratives to help their patients understand the value of healthy gums.

Students will learn treatment guidelines, how to perform different root coverage surgical techniques and harvest sub-epithelial connective tissue.

Dr. Olivier Carcuac

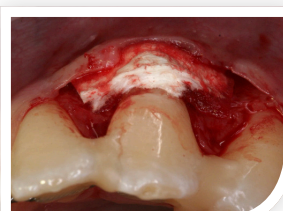
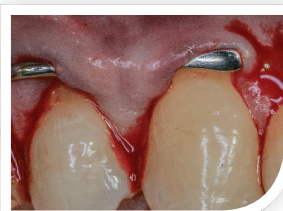
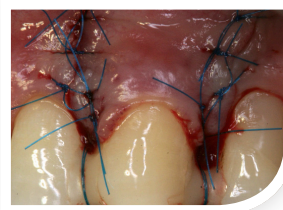
Dr Olivier Carcuac is a Board Certified Periodontist, who is currently working in Dubai in 2 private practices : My Dental Clinic and Confident Dubai Palm. He is also Research Associate at the Department of Periodontology, The Sahlgrenska Academy at University of Gothenburg, Sweden.

Graduated (DDS) in 1998, Dr Olivier Carcuac received his certificate as specialist in Periodontics (MSc Clin Perio) in 2008 and the degree of Odont. Dr. (PhD) in 2015 from the University of Gothenburg, Sweden.

Currently, Dr Olivier Carcuac is a member of the editorial board of Clinical Oral Implants Research and serves as a referee in several other journals. Speaker in many international congresses, Dr Olivier Carcuac has written several scientific publications within the field of dental implants and periodontology.

Dr Olivier Carcuac's research includes peri-implant biological complications, their etiopathogenesis and treatment, in both pre-clinical and clinical settings.

He also has a passion for aesthetic periodontal procedures as well as aesthetic implant dentistry.



DETAILED PROGRAM

PART 1 - LECTURE

8.30	9.00	Registration
9.00	10.00	Characteristics and classification & etiological factors of gingival recession defects
10.00	11.00	Microsurgical instrumentation & basic surgical treatment techniques (Coronally advanced flap)
11.00	12.00	Advanced surgical treatment techniques (connective tissue graft and its alternatives & tunnel technique)
12.00	13.00	Lunch Break

PART 2 - HANDS ON

13.00	14.00	Single recession defect - Coronal advanced flap (conventional technique)
14.00	15.00	Multiple recession defects - Coronal advanced flap (modified technique) + connective tissue graft
15.00	16.00	Multiple recession defects - tunnel technique + connective tissue graft

